

## For existing customers with login

Deskpro Admin - 2025-02-10 - [Comments \(0\)](#) - [Welcome](#)

### Welcome Back - How to Log In

Hello and welcome!

We're glad you've found your way to our support page. You're in the right place if you have questions, suggestions, or need assistance with our products and services.

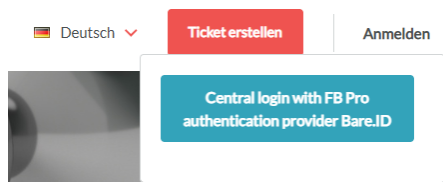
#### How to Log In

To log in to your personal account, simply click the **Login** button in the top right corner. Once logged in, you will have access to your personalized support options.

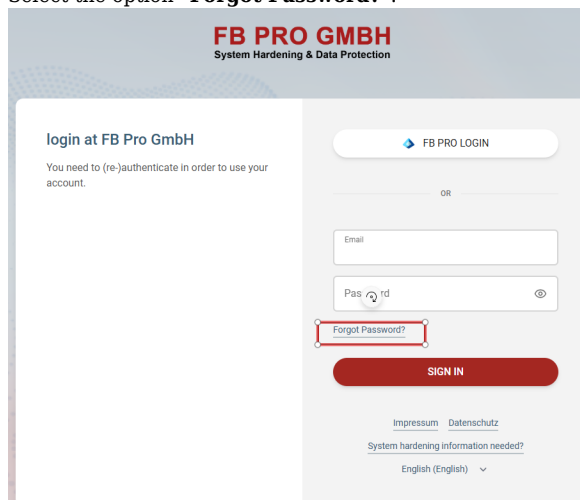
#### Forgot Your Password? No Problem!

If you have forgotten your password, you can easily reset it:

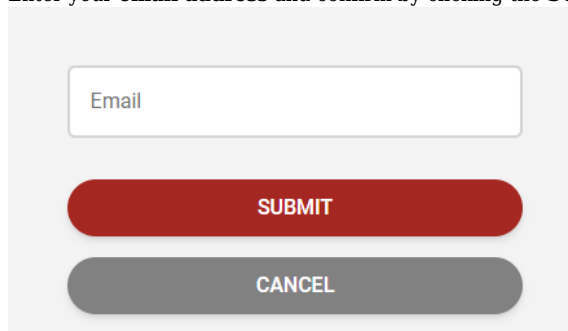
1. Click the **Login** button in the top right corner.



2. You will be redirected to the login page of our identity provider **Bare.ID**.
3. Select the option "**Forgot Password?**".



4. Enter your **email address** and confirm by clicking the **SUBMIT** button.

A screenshot of a form element for email input. It consists of a white input field with the placeholder text 'Email'. Below the input field are two buttons: a red 'SUBMIT' button and a grey 'CANCEL' button.

5. Within a few minutes, you will receive an email with further instructions on how to reset your password.

### **We're Here to Help!**

Thank you for being part of the **FB Pro Community**. If you have any further questions, we're happy to assist you at any time.

**Best regards,**

Your **FB Pro Support Team**